




Readers' Theater for Teens

Express Yourself @ Your Library

Summer Reading 2009

Barbara Sutton, Central Region Youth Services Librarian
San Diego County Library, barbara.sutton@sdcounty.ca.gov

Overview



- What is Readers' Theater?
- Benefits
- Two scenarios
- Props and other considerations
- What to do right now
- One last thing

What is Reader's Theater?

- similar to a radio play
- group reading of a script
- paraphrases a book or story
- uses nominal staging or props
- a play without the drama



Benefits: Literacy Skills

- reading
- writing
- listening
- critical thinking
- vocabulary
- word usage
- speaking
- fluency
- pronunciation
- story elements



Benefits: Programming

- Readers Theater festival
- Playwriting workshop
- Perform for younger children
- Senior centers
- Community events
- Cross-age program possibilities
- Have the audience be part of the play



Additional Benefits



- teambuilding
- creativity
- planning
- follow-through
- communication
- research
- exposure to new literature
- confidence
- poise

Scenario #1

- Create an original script
 - ◆ select several books
 - ◆ request permissions
 - ◆ decide on parts to include in script
 - ◆ write script




Hints About Writing

- start with something familiar
- introduction and scene setting read by narrator
- number of characters
- lots of dialogue
- a little humor
- excitement, tension, conflict
- keep it simple




Scenario #2

- Select a pre-scripted readers' theater play using:
 - ◆ books of scripts from your library
 - ◆ order from vendor
 - ◆ find online
 - ◆ request permissions



and then...

- copies
- folders
- highlighters
- props
- costumes
- staging
- rehearsal
- performance



Props

- ◆ toys
- ◆ potted plants
- ◆ dialogue on a stick
- ◆ character signs
- ◆ sliding whistles, kazoos, xylophone , etc.



Costumes

- ◆ hats
- ◆ scarves
- ◆ bow ties
- ◆ aprons
- ◆ same color/style shirt for everyone



The Reading

- expression, inflection
- loud, clear voices (slow down)
- look up out of the script
occasionally – connect with the audience
- make simple gestures
- turn to face other actors or the audience, as appropriate
- special voices



Staging

- placement
 - ◆ stand behind podiums, music stands
 - ◆ stand in front of a chair
 - ◆ sit on stools, chairs or the floor
 - ◆ varied placement, everyone at different levels
- narrator might stand separate from the rest
- joined voices for emphasis
- music in the background



What to do right now, before Summer Reading begins

- possible books
- check your collections
- select several scripts
- permissions process
- ideas to start the conversation
- find examples – online videos
- make sure you have a working video camera
 - ◆ record the performance not only to add to the library website, wiki, blog, etc., but to use as a teaching tool so teens can see how they look and sound



One last thing...

- it's the process, not the product
- teen-driven, teen-created program
- lots of leeway – room to be creative
- limited only by imagination



Have fun!



Contact Information

Barbara Sutton

Central Region Youth Services Librarian II

San Diego County Library

13137 Poway Road

Poway, CA 92064

858-513-2906 (office)

858-952-4288 (cell)

barbara.sutton@sdcounty.ca.gov